


MEMBERS OF THE BOARD



NEWSLETTER OF THE CRIBBAGE
BOARD COLLECTORS SOCIETY
PUBLISHED QUARTERLY

Volume 35 Number 2 Founded in 1991 Our Thirty Fifth Year May 2026

In This Issue:

Welcome New Members;

- 390 Ronald White, Rio Rancho, NM
- 391 Sean Gifford, Westfield, MA
- 392 David Pontius, Portland, OR
- 393 & 393A Charlie & Darlene Pridmore
- 394 Bobby Brown, Orleans, MA

President's corner – Larry Snow

2026 Convention – Larry Snow

My Playable Cribbage Board Collectors Cabinet - Wayne Morris

Follow up on May article about John Gill Hedgehog – Joe Wheeler

Election of Officers/ BOD Application

Membership Renewal form – *(Please note the CBCS BOD approved an increase in the membership fees beginning in May 2026). This form is to be used if you are not going to attend the convention.*

2026 Convention Registration / Membership Renewal – *(Please note the CBCS BOD approved an increase in the primary member 2026 convention fee)*

President's Corner - Larry Snow, your ever-lovin,' game playin,' prez. #292

Happy Spring, you stalwart peggers who huddled indoors playing cribbage on those delectable, collectable cribbage boards by the light of a cozy fire while old man winter huffed, puffed and blustered outdoors. Alas, following a long winter's drought, it finally snowed yesterday, in Denver, Colorado. Heavy and wet but moisture in any form was welcome. Speaking of welcome, please join me in greeting our newest members Ronald White, Sean Gifford, David Pontious, Charlie & Darlene Pridmore, and Bobby Brown. Hope to see some, perhaps all, of you at our annual convention on September 11th and 12th in Arvada, CO

Every quarter inch of that 8-inch snowfall melted a day later. Lost a few tree-limbs in the interim (peg worthy). But like hope, Spring returneth in all her floral glory. A reminder for those of you who have not renewed your membership: May 1st is/was Dues Day. If you have not already done so, please go to your and my favorite website: cribbageboardcollectorsociety.org, click on the membership tab and download the renewal form. Fill that puppy out and mail it along with a check for your still inexpensive but for the first time in twenty-some years increased dues, and mail it to CBCS Treasurer, Keith Dwire.

While at the website, nudge that mouse over and click on the Convention Tab. As mentioned, we are gathering in my hometown Arvada, CO (a quaint old town on the outskirts of Denver) this September. The last time the club met in Denver was in 2022. I hosted that post-COVID event (a challenge as Denver businesses along with those the rest of the country were just getting back on their proverbial feet). Those unshakable members who attended might recall that I won first place in the Cribbage Tournament that year.

And lest you think me a ringer, I hold the certificate for the Most Skunked at last year's convention in Portland, OR. A *String of Pearls* adorned my scorecard. For those unfamiliar with the term, each game lost is denoted by an "O". Rack up enough O's you get a string. I had eight pearls. The mighty champion was thus humbled. My trophy was the less-coveted stuffed skunk. Stinky resides in my office until this year's

event during which I hope to pass him and his uplifted tail to some other deserving party.

Memories abound. It has been twelve years since I attended my first CBCS convention. Thanks to a simple board game invented more than four centuries ago, mere acquaintances have evolved into friendships. Thanks to the diligent work of our Strategic Planning Committee, we are set to embarking on a membership building campaign that I believe would have made our late founder, Bette Bemis, proud. As a one-time newbie, now dyed-in-the-wool oldie, I hope to see many new, as well as familiar faces at our upcoming convention.

Hope you enjoy the ensuing articles. If so inspired, please submit one or more of your own. It is a great way to slip your oar in the water. I promise we will not splash (maybe a subtle wave or two). Our newsletter goes out quarterly. Cec Bradshaw, CBCS V.P., is our newsletter editor. Reach out to Cec, he is our lighthouse beacon from the shores of Lake Michigan, *a.k.a.*: Grand Haven.

Keep on peggin’,

Your game-boarding, prez, Larry Snow (292)

2026 CBCS CONVENTION – Host, Larry Snow

All a—board! Destination: Arvada, Colorado



On **September 11th and 12th**, registered CBCS members will convene at the Hilton Garden Inn in Arvada, CO (a stone's throw from Denver) to greet old friends, meet new ones, attend informative presentations, show and tell topics, silent auction opportunities, and play Sir John Suckling's favorite game: Cribbage. Festivities, as always, to be concluded with a General Membership Meeting and Awards Banquet.

Host, Larry Snow (292), has secured a special block rate of \$149 per night for King or Double Queen rooms including a scrumptious breakfast buffet (up to four occupants per room). Transportation options beyond Uber, Lyft and the usual car rental entourage, include the A-Line commuter rail from DEN International Airport to Union Station then transfer to the G-Line Light Rail to Olde Town Arvada Station (\$13.50 or \$6.75 for seniors).

Consider sightseeing while in town as the Arvada Hilton Inn's block rates are good September 8th through the 15th. But **make those room reservations early** as Arvada's Olde Town District has visitors aplenty strolling its picturesque streets and storefronts dating back to its pioneer days when Lewis Ralston made the first recorded discovery of gold in the Rocky Mountain region. Internationally famous concert venue, Red Rocks Natural Amphitheater, is a short eighteen miles southwest of Arvada. For those who enjoy alternate games of chance (gambling), the historic mining towns of Black Hawk and Central City are also nearby. Sightseers flock to the mountains mid-to-late September to take in the dazzling hues of aspen-laden hillsides.

So, whether to gather with fellow cribbage board enthusiasts or to vacation in the fabulous Rocky Mountains, or both, I encourage you to sign up for our 2026 convention. (Spoiler Alert) This year's commemorative cribbage board (historic in design and astonishingly creative) promises to be a keepsake that you, and eventually your kids and grandkids, will treasure. And, as always, our gathering will be that much more memorable with *you* there!

Looking forward to hosting you in my hometown Arvada, CO. - Larry Snow #292

You can book your room(s) by electronic link or phone:


1. Use the booking link below.

[Book Your Hotel Room at the Hilton Garden Inn Arvada by Clicking Here](#)

2. Call the Hilton Garden Inn – Arvada at (303) 420-9799.

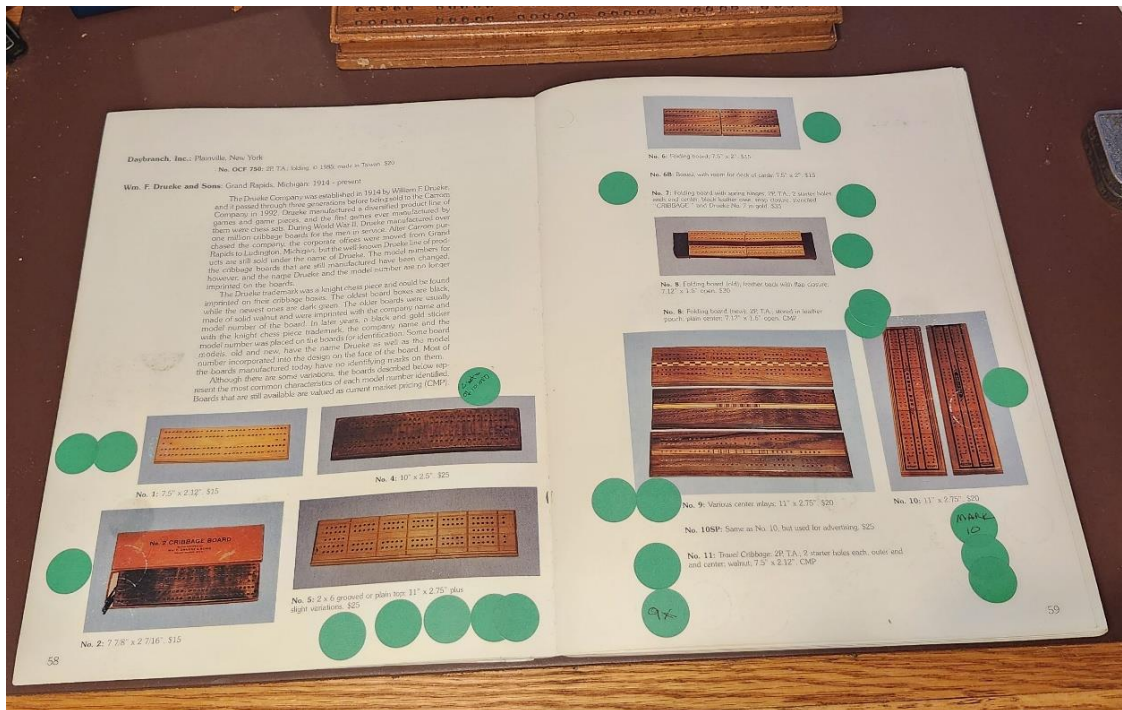
When making your reservation be sure to let the agent know that you are booking with the **Cribbage Board Collectors Society** and refer to **group code CBCS26**.

Reservations must be made by **Friday, August 14, 2026**, to receive the group rate.



My Playable Cribbage Board Collectors Cabinet - Wayne Morris

My kids always had trouble figuring out what to get me for Christmas. I have been playing cribbage since about 2010 and they started getting me cribbage T-shirts and the like. About 2020 they got me Bette Bemis' book of cribbage boards. It was on my shelf for a while. My wife and daughter started going to antique stores looking for decorations and since I tagged along and was bored, I started looking for cribbage boards and would haul Bette's book along with me to try to keep track of which boards I obtained.



In 2020 I had eleven cribbage boards ... all US manufacturers that I was able to find listed in Bette's book. I wrote to Jay Fulwider who had five hundred boards at the time and was writing a column called "Cribbage Board of the Month" for the American Cribbage Congress' monthly publication -- Cribbage World. I asked him for advice on how to collect, identify and display cribbage boards. He said his boards were cataloged and stored in bins which he could access. I now have about five hundred unique cribbage boards and only started cataloging them last summer. OUCH!

I am currently compiling a database that can be used by members to search and identify cribbage boards. I am also designing and building ways to organize the boards, and my first creation is what this article is really about.




I wanted a way to get to the boards easily and be able to show them, knowing that my wife would not let me put them on every wall in the house. I am an Industrial Engineer and put my thinking cap on to find a way to store them densely without costing a fortune.

I looked at map storage boxes, but they were quite deep and expensive even though they were beautiful. I decided to make something similar on my own.

American cribbage board companies produced cribbage boards that are, for the most part, fourteen inches or less in length. I bought a fifteen inch deep (not the norm) thirty-two inch wide by six feet tall used bookcase on Craigslist and took out all of the removable and one fixed shelf and then repainted it. Then I added thirty-two sets of drawer slides, being very careful to make sure I located the holes for the slides first with a push pin and then a small nail. The slides were not the type that you would find on a kitchen drawer... not ball bearing. The cost of the latter would have been more than my budget allowed. By the way, this was my first attempt at something like this.

I used ½ inch MDF for the shelves cut from large sheets. MDF cuts very easily but is not as rigid as natural wood. I would use the drawer fronts to stiffen the shelf and the weight of 8 to 10 boards evenly distributed should not be excessive. To protect the boards, I used spray adhesive to attach green felt on each, wrapping it over the sides so the drawer slides would help keep it neat. A rolling pin came in very handy to smooth out the felt and making sure it was attached.





The drawer fronts were a bit of a problem as two wide wood slats would really measure 1.75 from Home Depot and I did not want that much of a gap showing. I was at a yard that recycles material from old houses and businesses. I saw bundles of two-inch-wide golden oak flooring in various lengths which had been taken from old houses in the area, and the price was right at \$1.50 a square foot. I took 1/16 inch off with my router and after sanding both sides and rounding the edges on one side I stained them with an oak stain. I was trying to figure out what to do about knobs when I realized I had 32 drawers. If I installed four knobs per shelf in a cribbage board pattern, I would have a twice around look with two starter holes and two out

holes (or knobs).

Total cost was about \$250, and it holds about 230 boards from my collection at this time. What about the other 250+ boards.... Stay tuned for my next project.

Follow up on May article about John Gill Hedgehog – Joe Wheeler

I wish I had one of those wooden John Gills, but I have two other models. Attached is the rarer of the two and it does have a cast iron base and top and wooden sides.

Mine had a brass label on the bottom, but there are only the edges left. There are similar ones that have the John Gill name embossed on the bottom. These second boards are rarer than the standard cast iron one but do come up occasionally on eBay.



Election of Officers

Each year we have an election of officers at our annual convention (society meeting). This year, Cec Bradshaw, Jim Herzog, and Joe Wheeler will be completing their 3-year term as an officer or director. As retiring board members, they have the provision to apply for another term. Please consider if you might be interested in becoming a board member. The duties of board members are spelled out in our bylaws. If interested, please forward your application to our secretary, Karen Schaffner. The applications for board membership will be published in the August newsletter.

Larry Snow, President	expires 2028.
Cecil Bradshaw, V. President/Newsletter Editor	expires 2026.
Karen Schaffner, Secretary	expires 2028.
Keith Dwire, Treasurer	expires 2027.
Terry Coons, Research/Historian	expires 2027.
Jim Herzog, Membership Secretary	expires 2026.
Joe Wheeler, Webmaster	expires 2026.



Cribbage Board Collector's Society Board of Directors 2025 Application Form

Contact Information

Name	
Street Address	
City ST ZIP Code	
Home Phone	
Work Phone	
E-Mail Address	

Interests

Tell us in which areas you are most interested in working on the board (Does not guarantee assignment)

- President
- Vice President/Newsletter Editor
- Secretary
- Treasurer
- Research/Historian
- Membership Director
- Social Media Director
- Newsletter Editor
- President Emeritus

Special Skills, Qualifications, or Interests

Summarize special skills and qualifications, or other interests you have acquired from employment, previous volunteer work, or through other activities, including hobbies or sports.

<hr/> <hr/> <hr/> <hr/>

Previous Volunteer Experience

Summarize your previous volunteer experience.

<hr/> <hr/> <hr/> <hr/>

2026 Membership Renewal Due May 1, 2026

Complete and send your 2026 Membership Renewal and check to:

Keith Dwire, 809 Sunshine Run, Arnolds Park, IA, 51331, (515) 295-9216

Name(s):

Address: _____ City: _____ State: _____

Zip code: _____ Phone: _____ Email: _____

Membership Dues _____ \$20.00/year _____

Associate member Dues _____ \$10.00/year _____

Total \$ Enclosed \$ _____

2026 Convention Registration / Membership Renewal

Complete and send your 2026 Convention Registration / Membership form and check to:

Keith Dwire, 809 Sunshine Run, Arnolds Park, IA, 51331, (515) 320-2302

Name(s): _____

Address: _____ City: _____ State: _____

Zip code: _____ Phone: _____

Email: _____

Convention Member Fee \$150.00 _____

Convention Associate Fee \$75.00 _____

(Spouse or regular member living at same address)

2024 Convention Board Only \$125.00 _____

Membership Dues \$20.00/year _____

Associate member Dues \$10.00/year _____

Total \$ Enclosed \$ _____